
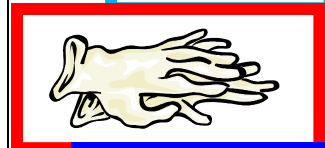



How to Be a Baby Hugger

*1.	<p>Choose a smock from our rainbow assortment of colors. (Wearing your smock will make you official! 😊) <i>When finished, be sure to put your smock in the laundry basket so it can be cleaned.</i></p>
2.	<p>Please wash your hands often. You may use gel hand sanitizer and/or soap & water in the restroom.</p>
3.	<p>Unconditionally love on the children. Talk with them, read to them, play among them, sing along with them, hold and rock them.</p>
4.	<p>Please wear gloves when wiping runny noses. Follow-up with hand-washing.</p>
5.	<p>NO NEED TO CHANGE DIAPERS! 😊 Our staff is trained in following the strict hygienic procedures.</p>
6.	<p>Remember – Only staff is responsible for receiving children from and releasing children to their families. Baby-Huggers are designed for the fun stuff! Let the staff do the other stuff.</p>
7.	<p>Enjoy YOUR special time with the children! We are so glad you're here spreading Christ's love to our youngest First Pres Family members! (Grandparents-in-training can practice those grand-parenting skills, too!)</p>



* Please note: It is very important for you to toss your worn smock into the laundry basket after each use. A staff member will gladly show you where it's located.